


Harnessing the Utility of Vehicles When the World Collapses: A Comprehensive Guide to Utilizing Vehicles in Post-Collapse Scenarios

In the event of a widespread societal collapse, vehicles will become invaluable assets for survival and mobility. This comprehensive guide will provide you with the knowledge and skills you need to harness the utility of vehicles in post-collapse scenarios. From selecting the right vehicle to customizing it for survival, this article will cover everything you need to know to maximize the potential of your vehicle.

Selecting the Right Vehicle

Choosing the right vehicle is crucial for post-collapse survival. Consider the following factors when making your selection:



Survival Vehicles: Harnessing the Utility of Vehicles when the World Collapses by Joshua Akin

★★★★☆ 4.6 out of 5

Language : English
File size : 5284 KB
Text-to-Speech : Enabled
Screen Reader : Supported
Enhanced typesetting : Enabled
Word Wise : Enabled
Print length : 116 pages
Lending : Enabled



1. Fuel Efficiency:

Fuel will be scarce in a post-collapse world, so it is essential to choose a vehicle that is fuel-efficient. Compact cars, hybrids, and diesel vehicles are all good options.

2. Durability:

In a collapsed world, your vehicle will likely encounter rough terrain, obstacles, and potential attacks. Choose a vehicle that is durable and can withstand harsh conditions.

3. Cargo Capacity:

You will need a vehicle that can transport essential supplies, including food, water, and medical equipment. Consider a vehicle with a spacious cargo area or the ability to attach a trailer.

4. Off-Road Capabilities:

Roads and bridges may be damaged or destroyed in a post-collapse scenario. Choose a vehicle with good off-road capabilities to navigate rough terrain.

5. Reliability:

In the absence of regular maintenance and repair facilities, it is essential to choose a vehicle that is reliable and easy to repair. Consider models with a proven track record of durability and low maintenance requirements.

Customizing Your Vehicle for Survival

Once you have selected your vehicle, you can customize it to enhance its utility for post-collapse survival:

1. Fuel Storage:

Install additional fuel tanks or jerry cans to increase your vehicle's fuel range. Consider using a siphon pump to transfer fuel from one vehicle to another.

2. Water Storage:

Carry ample water in the vehicle, both for drinking and for cooling the engine. Consider installing a water filtration system to purify water from natural sources.

3. Food Storage:

Store non-perishable food items in the vehicle, including canned goods, energy bars, and dried fruits. Consider vacuum-sealing food to extend its shelf life.

4. Medical Supplies:

Keep a first-aid kit, basic medical supplies, and prescription medications in the vehicle. Consider adding a portable defibrillator and oxygen tank.

5. Communication Equipment:

Stay connected in the event of a communications breakdown by equipping your vehicle with a two-way radio, satellite phone, and portable charger.

6. Security Features:

Protect your vehicle from theft or attack by installing alarms, motion sensors, and reinforced locks. Consider adding bulletproof glass or armor plating.

7. Navigation Equipment:

Maps, compasses, and GPS devices will be essential for navigating in a post-collapse world. Consider installing a rugged navigation system in your vehicle.

8. Recovery Gear:

Carry tow straps, jumper cables, and a tool kit for vehicle repairs. Consider adding a portable winch or recovery tracks for off-road situations.

9. Lighting:

Install additional lighting on your vehicle, including spotlights, floodlights, and interior lighting. Consider using LED lights for energy efficiency.

10. Shelter:

In extreme conditions, your vehicle can serve as a temporary shelter. Consider adding a roof rack or pop-up tent to provide additional space and protection.

Utilizing Vehicles in Post-Collapse Scenarios

Vehicles will play a vital role in various aspects of post-collapse survival:

1. Transportation:

Vehicles will allow you to travel long distances, evacuate danger zones, and establish contact with other survivors.

2. Resource Gathering:

Vehicles can be used to transport supplies, water, and fuel from remote locations. They can also be used for hunting and foraging.

3. Shelter:

As mentioned earlier, vehicles can provide temporary shelter in emergencies. They can also be used to transport building materials for more permanent shelters.


4. Medical Care:

Vehicles can be used to transport the injured to medical facilities or to provide mobile medical care in remote areas.

5. Security:

Vehicles can be used for patrolling, reconnaissance, and defense against threats. They can also be used to transport armed personnel and equipment.

Harnessing the utility of vehicles is essential for survival in post-collapse scenarios. By carefully selecting and customizing your vehicle, you can maximize its potential for transportation, resource gathering, shelter, medical care, and security. Remember to prioritize fuel efficiency, durability, cargo capacity, off-road capabilities, and reliability when choosing your vehicle. Customize it to suit your specific needs, and use it wisely to enhance your chances of survival and recovery in the event of a societal collapse.




Survival Vehicles: Harnessing the Utility of Vehicles when the World Collapses by Joshua Akin

★★★★☆ 4.6 out of 5

Language : English
File size : 5284 KB
Text-to-Speech : Enabled
Screen Reader : Supported

Enhanced typesetting : Enabled
Word Wise : Enabled
Print length : 116 pages
Lending : Enabled



How Genesis Preserves Science Of Consciousness In Geometry And Gesture

The book of Genesis is a foundational text for many religions, and it contains a wealth of information about the origins of the world and humankind. But...



At Day's Close, Night in Times Past

As the sun dips below the horizon, the world undergoes a remarkable transformation. The vibrant hues of day give way to the mysterious embrace of...