


Sacred Geometry: The Language of the Angels

Sacred geometry is the study of the patterns and shapes found in nature, art, and architecture. These patterns are said to be the building blocks of the universe, and they have been used for centuries to create beautiful and meaningful works of art.



Sacred Geometry: Language of the Angels by Richard Heath

★★★★☆ 4.6 out of 5

Language : English
File size : 46148 KB
Text-to-Speech : Enabled
Screen Reader : Supported
Enhanced typesetting : Enabled
Word Wise : Enabled
Print length : 294 pages



The word "sacred" comes from the Latin word "sacer," which means "holy" or "consecrated." Geometry is the study of shapes and their properties. So, sacred geometry is the study of the holy shapes that are found in the universe.

Sacred geometry has been used by many different cultures throughout history. The ancient Egyptians used sacred geometry to design their pyramids and temples. The Greeks used it to create their sculptures and architecture. The Hindus used it to create their mandalas. And the Christians used it to design their churches and cathedrals.

There are many different symbols and shapes used in sacred geometry. Some of the most common include the circle, the square, the triangle, the pentagon, the hexagon, and the octave.

Each symbol has its own unique meaning. The circle represents unity and wholeness. The square represents stability and order. The triangle represents creativity and inspiration. The pentagon represents the human body. The hexagon represents the universe. And the octave represents the seven chakras.

Sacred geometry can be used for a variety of purposes. It can be used to create beautiful works of art. It can be used to design buildings and landscapes. And it can be used for spiritual growth.

When you study sacred geometry, you are learning the language of the angels. You are learning the patterns and shapes that make up the universe. And you are learning how to use these patterns and shapes to create beauty, harmony, and peace.

The History of Sacred Geometry

Sacred geometry has been used for centuries by many different cultures around the world. The earliest known examples of sacred geometry date back to the Neolithic period, when humans first began to build settlements and create art.

One of the most famous examples of sacred geometry is the Great Pyramid of Giza in Egypt. The pyramid is built on a square base and its sides are aligned with the four cardinal directions. The pyramid also has a

number of other geometric features, such as a golden ratio and a Fibonacci sequence.

The ancient Greeks also used sacred geometry in their art and architecture. The Parthenon in Athens is a perfect example of sacred geometry. The temple is built on a rectangular base and its columns are arranged in a golden ratio. The Parthenon also has a number of other geometric features, such as a frieze that depicts the gods and goddesses of Mount Olympus.

Sacred geometry was also used by the Hindus and the Buddhists. The Hindus used sacred geometry to create mandalas, which are circular diagrams that represent the universe. The Buddhists used sacred geometry to design their temples and monasteries.

Sacred geometry is still used today by artists, architects, and designers. It is also used by spiritual seekers who believe that sacred geometry can help them to connect with the divine.

The Different Symbols and Shapes Used in Sacred Geometry

There are many different symbols and shapes used in sacred geometry. Some of the most common include:

- The circle
- The square
- The triangle
- The pentagon
- The hexagon

- The octave

Each symbol has its own unique meaning. The circle represents unity and wholeness. The square represents stability and order. The triangle represents creativity and inspiration. The pentagon represents the human body. The hexagon represents the universe. And the octave represents the seven chakras.

Sacred geometry can be used to create beautiful works of art. It can be used to design buildings and landscapes. And it can be used for spiritual growth.


How to Use Sacred Geometry for Spiritual Growth

Sacred geometry can be used for a variety of purposes, including spiritual growth. Here are a few ways that you can use sacred geometry for spiritual growth:

- Meditate on sacred geometry symbols.
- Create sacred geometry artwork.
- Design your home or office using sacred geometry principles.
- Study the history and symbolism of sacred geometry.

When you use sacred geometry for spiritual growth, you are connecting with the divine. You are learning the patterns and shapes that make up the universe. And you are learning how to use these patterns and shapes to create beauty, harmony, and peace.


Sacred geometry is a beautiful and fascinating subject. It is a language that can be used to create art, design buildings, and connect with the divine. If you are interested in



Sacred Geometry: Language of the Angels by Richard Heath


★★★★☆ 4.6 out of 5

Language : English
File size : 46148 KB
Text-to-Speech : Enabled
Screen Reader : Supported
Enhanced typesetting : Enabled
Word Wise : Enabled
Print length : 294 pages



How Genesis Preserves Science Of Consciousness In Geometry And Gesture

The book of Genesis is a foundational text for many religions, and it contains a wealth of information about the origins of the world and humankind. But...



At Day's Close, Night in Times Past

As the sun dips below the horizon, the world undergoes a remarkable transformation. The vibrant hues of day give way to the mysterious embrace of...

